

# My Wanneroo Museum Excursion

Wanneroo Past Investigators




On \_\_\_\_\_ we will be going to the Wanneroo Museum.



We will get on a bus, which will take us to the  
Wanneroo Museum.  
Some of the kids in the class might be loud as they  
will be excited.



The toilets are at the front of the Wanneroo Museum.  
If you need to go to the toilet during the excursion let an  
adult know.



A museum worker will meet us at the museum front door.  
We will go into the museum and sit on a mat.



The museum worker will ask us what we think is in the museum.

We are going to play a game.

We will act out what we think is in the museum to another student in the class.

They can guess what it is.



Some students will get picked to come to the front and act out what they think is in the museum to the whole class.

We put our hand up to make a guess.

If you don't want to do the acting that is okay.



Then we will look at some maps.



We will sing a song.  
The museum worker will teach us the words.  
If you can't remember the words that is okay.





Then we will do some activities around the museum.  
The museum worker will tell us some rules we need to  
follow to keep safe.



There are some things I must not touch but there are some things I can touch.

I will ask the museum worker or \_\_\_\_\_ if I am not sure.



To stay safe, I walk in the museum.



I will stay with \_\_\_\_\_ to make sure I am safe.




Some of the spaces in the museum are dark.

I will tell the museum worker or \_\_\_\_\_ if I feel uncomfortable.

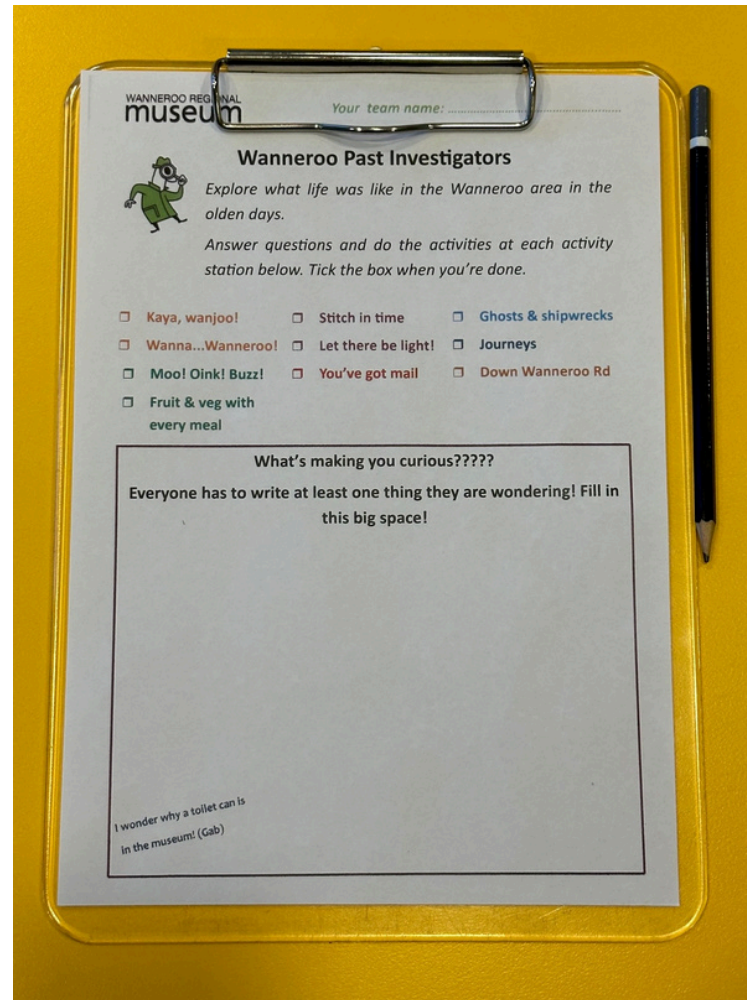
I can ask to borrow a torch.



There are different activities we can do in the museum. At each activity there is a poster with some information on it and some objects for us to play with.



We will follow the museum worker around the museum.  
They will show us where the activities are.  
During the walk we are just looking.



We will return to the mat.  
We will get into our groups and the museum worker will give our adult helper a clipboard with a worksheet on it.





We will explore the museum with our adult helpers. During the activities if we have any questions about the museum objects we can write it on the worksheet.

Ask your adult helper if you need help.




The museum worker will ring a bell when it is time for a recess break.

We will go back to the mat and the museum worker will collect our worksheet.




The museum worker will ring a bell when it is time to return to the mat.



The museum worker will answer some of the questions written on the worksheets.



Then we will do an activity where we will get to look at some mystery museum objects in our group.  
We are allowed to touch these objects.



The museum worker will send our group to an object.  
We will fill in a worksheet about the object.  
We will take turns with the other students in the group.  
Ask an adult if you need help.



We will return to the mat when the museum worker rings the bell.  
They will ask some questions about what we have learnt on  
today's excursion.  
We can put our hand up to answer.



We will get on the bus and go \_\_\_\_\_



This visiting story was created by the  
City of Wanneroo Heritage Education Team.  
Please contact us for any further inquiries.

[museum@wanneroo.wa.gov.au](mailto:museum@wanneroo.wa.gov.au)

9405 5905

